



PANGAEA[®]

NATURAL STONE.COM

Natural Stone Veneers • Architectural Accessories • Landscape Elements



West Coast Fieldstone



Experiencing the Pangaea® Difference

Beautifying your local community with products that work in harmony with their natural surroundings. Creating products that are intelligently designed and uniquely packaged to make the most out of your experience.



Maintaining a Healthy Planet

We do our part by being a good steward of our environment and utilizing state-of-the-art technology in energy and recycling methods.



Enriching our Communities

We are dedicated to creating opportunities for children in developing countries through education and improved facilities.





West Coast Fieldstone

From the Ground Up

From The Ground Up not only implies that we quarry and fabricate natural stone but also deliver superior and ethical products to the professional building industry. The creation of our products have been and continue to be influenced by our customers for our customers.

Since 2005, our attention to detail in product design has been a result of years of focus groups and industry feedback. We have been evolving our products and programs by listening and fulfilling our customers expectations. What works for our customers; works for us!

We not only specialize in natural stone quarrying and fabrication but also in building and maintaining strong relationships with our distributors and dealer networks. Our network partners insure your products are delivered on time and on budget. We pride ourselves in the relationships we have built over the years which have enabled us to provide you with the highest quality of products and services you deserve.

With our products, you can be confident in the importance we place on quality control and customer service. Our strong and substantial relationships with our quarrying partners to our expert team of production and product specialists is our unique advantage. It's all about the value we bring to you! From The Ground Up.



Black Rundle Castlestone



Natural Stone Quarry, Ongole, India




Certifiable quality

Pangaea has **3 ISO certifications** to insure Quality Management, Environmental Management and Occupational Health and Safety are at the forefront of our manufacturing process. 9001-2008, 14001:2015, 18001:2007 Certified.

Superior packaging

22% of additional stone in each crate versus our competitors due to our superior tooling and packaging systems. You get what you pay for!



We make it easy

We have **4 steps in our packaging process**. We Cut, Tool, Trim & Fit...so you don't have too!


Environmentally responsible

100% of our raw material waste gets recycled into local infrastructure projects. **Recycle, reduce, reuse...of course!**



We're available

600 dealer locations to serve you! You'll get by with a little help from our friends.




You can count on us!

135 Pangaea team members dedicated to making a difference.

Stronger than the competition




Our West Coast stone is **5 1/2 times stronger** than the compressive strength of residential and commercial concrete. Quality should be measurable, not just a sales pitch...insured by our ASTM testing.



We've got you covered!

Over 500,000 ft²/lft of inventory available at any time to meet your needs...don't worry, we've got you covered!

7 Stone profiles to choose from...What's your Style?



GET A GRIP!

EXCLUSIVE
GripSet[®]
TECHNOLOGY

GripSet Technology was pioneered by Pangaea[®] Natural Stone and is proprietary to our veneer products. **GripSet** Technology increases the surface area where mortar is applied and increases the friction between the stone and the vertical substrate. The additional surface area and added friction allow the stone to attach quickly and proficiently.

Pangaea's **GripSet** Technology is superior to any competitor's stone veneers that have a smooth back making their's much more challenging and time consuming to install.





Ledgestone

Ultra-modern or timeless, whatever your concept, this stone style suits any interior or exterior application. Ledgestone features natural weathered-face, split face and hewn surface finishes. A popular choice for both residential and commercial projects.

COLORS



Azul (Limestone)



Cambrian (Sandstone)



Copper Canyon (Sandstone)



Black Rundle (Limestone)



Grigio (Sandstone)



Tuscan (Sandstone)

SPECIFICATIONS


- **Length:** Up to 18" (457 mm)
- **Height:** Up to 5" (127 mm)
- **Jumpers*:** Not Available
- **Corners:** Available
- **Jumper* Corners:** Not Available
- **Thickness:** Average 1" (25 mm)
- **Weight:** Up to 13 lbs/ft² (63 kgs/m²)

SPECIFICATIONS

- **Length:** Up to 18" (457 mm)
- **Height:** Up to 4" (102 mm)
- **Jumpers*:** Up to 6" (152 mm)
- **Corners:** Available
- **Jumper* Corners:** Available
- **Thickness:** Average 1" (25 mm)
- **Weight:** Up to 13 lbs/ft² (63 kgs/m²)



West Coast (Quartzite)



Copper Canyon Ledgestone

Each swatch represents 12ft² (1.11m²) of installed product. Swatches are as accurate as photography and printing techniques allow. We suggest you view product samples before selecting colors.



Microledge



West Coast Microledge

Pangaea's signature stone is distinctively one-of-a-kind. Its unique personality suits your rustic cabin or contemporary penthouse and features lineal surfaces with natural weathered-face, split face and hewn surface finishes. Including West Coast Microledge as part of your homes interior or exterior finish is sure to get your friends talking.

COLOR



West Coast (Quartzite)

SPECIFICATIONS

- **Length:** Up to 12" (305 mm)
- **Height:** Up to 2" (51 mm)
- **Corners:** Available
- **Thickness:** Average 1" (25 mm)
- **Weight:** Up to 13 lbs/ft² (63 kgs/m²)



West Coast Microledge and our resident rock hound, Piper



Quarry Ledge

Uniquely distinct shapes of random ashlar rough tooled masonry mimicking styles of Europe. The ancients used this style of stone to construct long lasting structures and you can continue this tradition today.

COLORS



SPECIFICATIONS

- **Length:** Up to 16" (406 mm) plus fillers
- **Height*:** Up to 8" (203 mm) plus fillers
- **Corners:** Available
- **Thickness:** Average 1" (25 mm)
- **Weight:** Up to 13 lbs/ft² (63 kgs/m²)

**New England, Coyote and Thunder Ridge Height up to 6" (152 mm)*





3 Course Ashlar

Ashlar coursing was used extensively in classical architecture in prehistoric Greece and Crete. Add sophistication, integrity and traditional style to your palace with this finely dressed masonry stone.

COLORS



SPECIFICATIONS

- **Length:** Up to 16" (406 mm)
- **Height:** Up to 7-3/4" (197 mm)
- **Corners:** Available
- **Thickness:** Average 1" (25 mm)
- **Weight:** Up to 13 lbs/ft² (63 kgs/m²)





Roman Castle



From the old world to the new world, this weathered European style stone combines yesterday's elegance with today's sophistication. Roman Castle features both a natural weathered and split face with a weathered-edge finish.

COLOR



SPECIFICATIONS

- **Length:** Up to 18" (457 mm) plus fillers
- **Height:** Up to 12" (305 mm) plus fillers
- **Corners:** Available
- **Thickness:** Average 1" (25 mm)
- **Weight:** Up to 13 lbs/ft² (63 kgs/m²)

Each swatch represents 12ft² (1.11m²) of installed product. Swatches are as accurate as photography and printing techniques allow. We suggest you view product samples before selecting colors.

Come On Over!







Castlestone



West Coast Castlestone

Whether you are looking to recreate the look of an 18th century chateau or design a modern architectural marvel, this timeless style can transform your residential or commercial project into something from yesterday or today. Castlestone features a combination of natural weathered and split faces with a natural edge finish.



Copper Canyon Castlestone

COLORS



Black Rundle (Limestone)



Cambrian (Sandstone)



Copper Canyon (Sandstone)



West Coast (Quartzite)

SPECIFICATIONS

- **Length:** Up to 18" (457 mm) plus fillers
- **Height:** Up to 12" (305 mm) plus fillers
- **Corners:** Available
- **Thickness:** Average 1" (25 mm)
- **Weight:** Up to 13 lbs/ft² (63 kgs/m²)



Fieldstone

A classic enduring style that is as relevant today as it was centuries ago. Fieldstone features a natural split face with a weathered-edge finish. It's sure to warm up a room or add life to your commercial facade.



West Coast Fieldstone

COLORS



Cambrian (Sandstone)



Copper Canyon (Sandstone)



Grigio (Sandstone)



Sierra Ridge (Schist)



Tuscan (Sandstone)



West Coast (Quartzite)

SPECIFICATIONS

- **Size of Stone:** Up to 1-1/2 ft² (0.1m²) plus fillers
- **Thickness:** Average 1" (25 mm)
- **Corners:** Available
- **Weight:** Up to 13 lbs/ft² (63 kgs/m²)

Each swatch represents 12ft² (1.11m²) of installed product. Swatches are as accurate as photography and printing techniques allow. We suggest you view product samples before selecting colors.


Architectural Accessories



Cambrian Trimstone featured with Cambrian LedgeStone



Cambrian Watertable Sill featured with West Coast Castlestone



Tuscan Watertable Sills featured with Tuscan LedgeStone

Finish off your project in style. Pangaea® Natural Stone offers a line of architectural accessories that perfectly complement our wide range of stone cladding products and other manufactured stone veneers.

Whether you are looking to subtly blend in or boldly stand out, it's the little things that make all the difference.

Available in a variety of colors, Watertable Sills, Trimstones, Keystones, and Hearthstones from Pangaea® Natural Stone are designed to complement or contrast with virtually any stone finish.

Make sure your home gets the finishing touches it deserves. Include architectural accessories from Pangaea® Natural Stone and leave a lasting impression!

Finish in Style

Trimstones & Keystones

Offering tremendous design flexibility, Pangaea® Trimstones and Keystones can be cut or shaped to conform to any arch radius making them the perfect finishing touch for door and window treatments.



TRIMSTONE 8"

- **Finish:** Natural*
- **Height:** 8" (203 mm)
- **Width:** 6" (152 mm)
- **Thickness:** 2" (51 mm)
- **Colors:** Black Rundle, Cambrian & Tuscan

TRIMSTONE 9"

- **Finish:** Natural*
- **Height:** 9" (229 mm)
- **Width:** 5" (127 mm)
- **Thickness:** 2" (51 mm)
- **Colors:** Black Rundle, Cambrian & Tuscan



KEYSTONES

- **Finish:** Natural*
- **Height:** 11.5" (292 mm)
- **Width:** Top - 9.5" (241 mm)
Bottom - 5" (127 mm)
- **Thickness:** 2" (51 mm)
- **Colors:** Black Rundle, Cambrian & Tuscan

Watertable Sills

A necessary component for proper moisture management, Pangaea® Watertable Sills provide a clean finish and can be used as either a wainscot or window sill.

WATERTABLE SILL 34"

- **Finish:** Natural*
- **Length:** 34" (864 mm)
- **Width:** 3" (76 mm)
- **Thickness:** 2" (51 mm)
- **Colors:** Cambrian & Tuscan

WATERTABLE SILL 18"

- **Finish:** Natural*
- **Length:** 18" (457 mm)
- **Width:** 3" (76 mm)
- **Thickness:** 2" (51 mm)
- **Colors:** Black Rundle & West Coast



Hearthstones

Ready to install with minimal cutting and tooling, Pangaea® Hearthstones are the simple and easy way to finish off your fireplace project. Rugged yet refined, our Hearthstones are suitable for any indoor or outdoor living space.

HEARTHSTONES

- **Finish:** Natural*
- **Length:** 19" (483 mm)
- **Width:** 20" (508 mm)
- **Thickness:** 2" (51 mm)
- **Colors:** Black Rundle, Cambrian, Tuscan & West Coast



COLORS



Black Rundle (Limestone)



Cambrian (Sandstone)



Tuscan (Sandstone)



West Coast (Quartzite)
Available for Watertable Sill 18" & Hearthstones only

***Natural Finish** – Top surface has a natural split face finish giving it a rough textured appearance. All 3 edges have a hand hewn texture. Saw cut back edge.

Landscape Elements



Black Rundle Wall Caps



Black Rundle Post Caps and Wall Caps featured with Black Rundle Castlestone



30 | Cambrian Wall Caps featured with West Coast LedgeStone



Kodiak Treadstone Rock Risers



Cambrian Post Caps and Wall Caps featured with blend of Tuscan LedgeStone and Fieldstone



Cambrian Slabs customized as stair treads featured with West Coast LedgeStone blended with Jumpers

Enhance your home's appeal by including Pangaea® Landscape Elements as part of your landscape design. Whether you are looking to find a relaxing sanctuary, create some additional privacy, or heighten the organic beauty found in your backyard, Landscape Elements from Pangaea® add a touch of distinction to any outdoor space.

Add the elegance of natural stone by using our Pavers to create a simple stone walkway, our Risers to form a natural terrace, or our Caps to finish off your stone planters that highlight your green thumb. Landscape Elements from Pangaea® dramatically change your outdoor space and ultimately, the way you experience your home!

TreadStone™ Pavers from Pangaea® Natural Stone are natural paving stones perfectly suited for outdoor living spaces such as walkways, patios and around pools! Available in two finishes, TreadStone™ Pavers are an easy way to take your backyard from ordinary to extraordinary!



Blend of Revolver Antique 12" x 24" & 24" x 24" Pavers

Antique Paver

Available in two sizes, TreadStone™ Antique Pavers undergo a flaming process which enhances the colorway and natural undulation of the stone's surface while providing an old world feel.



COLORS



Revolver (Quartzite) **New!**

12" x 24" PAVER

- **Finish:** Antique
- **Length:** 24" (610 mm)
- **Width:** 12" (305 mm)
- **Thickness:** 1" (25 mm) Nominal
- **Colors:** Brook, Dune & Revolver

24" x 24" PAVER

- **Finish:** Antique
- **Length:** 24" (610 mm)
- **Width:** 24" (610 mm)
- **Thickness:** 1" (25 mm) Nominal
- **Colors:** Brook, Dune & Revolver



Dune (Sandstone) **New!**



Brook (Sandstone) **New!**

Textured Paver

Available in two sizes, TreadStone™ Textured Pavers undergo a shot blasting process that results in a textured pebbled face designed to create a softened subdued colorway while adding a touch of warmth to your outdoor project.



12" x 24" PAVER

- **Finish:** Textured
- **Length:** 24" (610 mm)
- **Width:** 12" (305 mm)
- **Thickness:** 1" (25 mm) Nominal
- **Colors:** Brook, Dune, Kings Point & Revolver

24" x 24" PAVER

- **Finish:** Textured
- **Length:** 24" (610 mm)
- **Width:** 24" (610 mm)
- **Thickness:** 1" (25 mm) Nominal
- **Colors:** Brook, Dune, Kings Point & Revolver



Blend of Brook Textured 12" x 24" & 24" x 24" Pavers

COLORS



Revolver (Quartzite) **New!**



Kings Point (Sandstone) **New!**



Dune (Sandstone) **New!**



Brook (Sandstone) **New!**

Step It Up

TreadStone™ Rock Risers from Pangaea® Natural Stone are natural stone stair treads, that are perfect for any landscape contractor or DIY backyard weekend warrior. Intelligently designed, TreadStone™ Rock Risers require minimal equipment, and have easy job site delivery & portability.



Kodiak TreadStone™ Rock Risers

Random Rock Risers

Beautifully random, TreadStone™ Rock Risers are a rustic slice of earth's history, transformed into an artistic backyard masterpiece. Each piece features a textured step surface that accentuates the stone's long running veins while maintaining it's natural rustic edge.



CORTEZA

- **Finish:** Antique
- **Coverage:** 2.25 - 7.5 sq.ft
- **Length:** 40" - 48"
(1016 mm - 1219 mm)
- **Width:** 19" - 25"
(483 mm - 635 mm)
- **Thickness:** 7" (178 mm)
Nominal
- **Colors:** Corteza

KODIAK

- **Finish:** Antique
- **Coverage:** 2 - 6.5 sq.ft
- **Length:** 22" - 48"
(559 mm - 1219 mm)
- **Width:** 13" - 25"
(330 mm - 635 mm)
- **Thickness:** 7" (178 mm)
Nominal
- **Colors:** Kodiak

COLORS



Corteza (Sandstone)



Kodiak (Quartzite)

Cap It Off

Wall Caps

Pangaea® Wall Caps withstand the test of time. Available in two sizes, they are the ideal finish for your garden and entry walls.



WALL CAP 12"

- **Finish:** Natural*
- **Length:** 20" (208 mm)
- **Width:** 12" (305 mm)
- **Thickness:** 2" (51 mm)
- **Colors:** Black Rundle, Cambrian, Tuscan & West Coast

WALL CAP 14"

- **Finish:** Natural*
- **Length:** 20" (208 mm)
- **Width:** 14" (356 mm)
- **Thickness:** 2" (51 mm)
- **Colors:** Black Rundle, Cambrian & Tuscan



SLAB 72" x 24"

- **Finish:** Natural*
- **Length:** 72" (1,829 mm)
- **Width:** 24" (610 mm)
- **Thickness:** 2" (51 mm)
- **Colors:** Cambrian & Tuscan

SLAB 84" x 24"

- **Finish:** Textured†
- **Length:** 84" (2,134 mm)
- **Width:** 24" (610 mm)
- **Thickness:** 2" (51 mm)
- **Colors:** Cambrian & Tuscan

Post Caps

Sturdy and durable, Pangaea® Post Caps are the perfect finishing design element for entry posts or other landscaping projects.



POST CAPS

- **Finish:** Natural*
- **Length:** 24" (610 mm)
- **Width:** 24" (610 mm)
- **Thickness:** 2" (51 mm)
- **Colors:** Black Rundle, Cambrian, Tuscan & West Coast

Slabs

Add beauty, durability and permanence to your project. For use outdoors as a stair tread or indoors as a one piece hearth stone, Pangaea® Slabs provide you with a custom look while maintaining your budget.

SLAB 72" x 20"

- **Finish:** Antique‡
- **Length:** 72" (1,829 mm)
- **Width:** 20" (508 mm)
- **Thickness:** 2" (51 mm)
- **Colors:** West Coast

COLORS



Black Rundle (Limestone)



Cambrian (Sandstone)



Tuscan (Sandstone)



West Coast (Quartzite)

***Natural Finish** — Top surface has a natural split face finish giving it a rough textured appearance. All 3 edges have a hand hewn texture. Saw cut back edge.

†**Textured Finish** — Top surface has a smooth even finish with a textured appearance. All 3 edges have a hand hewn texture. Saw cut back edge.

‡**Antique Finish** — Top surface has been flamed to enhance the stone's colorway and natural undulation. All 3 edges have a hand hewn texture. Saw cut back edge.

Commercial Applications



Around Town

Products that are backed by ASTM tests to insure longevity and reliability. Pangaea® Natural Stone Thin Veneers have withstood the stresses of gravity, wind, freeze-thaw cycles, thermal expansion and contraction just to name a few. You can be certain that our Thin Veneer products will meet and maybe even exceed your expectations for exterior performance.

Pangaea® Natural Stone Thin Veneers are not only characterized by their durability but also their permanence and beauty with steadfast colors and design flexibility. These attributes along with financial feasibility makes Pangaea® Natural Stone Thin Veneers the perfect choice.



West Coast LedgeStone





West Coast Castlestone



Black Rundle Castlestone



38 | West Coast Castlestone



West Coast LedgeStone | 39




PANGAEA[®]
NATURAL STONE.COM



All things Stone ... and more

www.AllThingsStone.com

1-800-977-8663



Authorized Dealer

